



Non-Consolidated Financial Statements

(Unaudited – See Notice to Reader)

Municipality of the District of Argyle

March 31, 2021

Contents

	Page
Notice to Reader	1
General Section	
Non-Consolidated Operating Fund Statement of Operations	2
Non-Consolidated Operating Fund Balance Sheet	3-4
Non-Consolidated Tangible Capital Assets Fund Balance Sheet	5
Non-Consolidated Statement of Tangible Capital Assets	6
Non-Consolidated Statement of Investment in Tangible Capital Assets	6
Non-Consolidated Schedules to Statement of Operations	7-11
Reserve Funds	
Non-Consolidated Capital Reserve Fund Balance Sheet	12
Non-Consolidated Statement of Capital Reserve Fund	13
Non-Consolidated Operating Reserve Fund Balance Sheet	14
Non-Consolidated Statement of Operating Reserve Fund	14
Notes to Non-Consolidated Financial Statements	15-16
Other	
Tusket Sewer, Non-Consolidated Statement of Operations	17
West Pubnico Sewer, Non-Consolidated Statement of Operations	18

Notice to Reader

Grant Thornton LLP
328 Main Street, PO Box 297
Yarmouth, NS
B5A 4B2

T +1 902 742 7842
F +1 902 742 0224
www.GrantThornton.ca

His Worship the Warden and Members of the Council
Municipality of the District of Argyle

On the basis of information provided by management, we have compiled the non-consolidated Operating Fund and Tangible Capital Assets Fund balance sheets of the General Fund and Reserve Funds of the Municipality of the District Argyle as at March 31, 2021 and the non-consolidated statements of operations for the year then ended from information provided by management.

We have not audited, reviewed, or otherwise attempted to verify the accuracy of completeness of such information.

Readers are cautioned that these statements may not be appropriate for their purposes.

Grant Thornton LLP

Chartered Professional Accountants

Yarmouth, Canada
September 14, 2021

Municipality of the District of Argyle
General Section
Non-Consolidated Operating Fund Statement of Operations

(Unaudited – See Notice to Reader)
Year Ended March 31

	2021	2020
	<u>Budget</u>	<u>Actual</u>
Revenues		<u>Actual</u>
Taxes, net of mandatory expenditures	\$ 5,241,951	\$ 5,403,243
Grants in lieu of taxes	150,949	151,365
Other revenue from own sources	169,942	218,528
Unconditional transfers from other governments	187,862	188,319
Conditional transfers from Federal or Provincial government or agencies	57,985	216,397
Services provided to other governments	121,002	127,448
Sales of services	<u>65,500</u>	<u>69,520</u>
	<u>5,995,191</u>	<u>6,374,820</u>
Expenses		
General government services	1,837,820	1,808,770
Protective services	1,856,667	1,838,241
Transportation services	246,718	247,518
Environmental health services	1,083,609	970,103
Public health services	92,500	73,893
Environmental development services	347,104	335,282
Recreation and cultural services	<u>548,023</u>	<u>521,520</u>
	<u>6,012,441</u>	<u>5,795,327</u>
Annual (deficit) surplus before interfund transfers	(17,250)	579,493
Transfers from (to) own reserves	<u>17,250</u>	<u>(317,473)</u>
Annual surplus before transfer	-	262,020
Transfer of annual surplus to Operating Reserve	<u>-</u>	<u>(262,020)</u>
Annual surplus	<u>\$ -</u>	<u>\$ -</u>

See accompanying notes to the non-consolidated financial statements.

Municipality of the District of Argyle
General Section
Non-Consolidated Operating Fund Balance Sheet

(Unaudited – See Notice to Reader)

March 31	2021	2020
Assets		
Cash and cash equivalents		
Unrestricted	\$ 2,320,428	\$ 1,655,752
Restricted	<u>315,267</u>	<u>311,173</u>
	<u>2,635,695</u>	<u>1,966,925</u>
Receivables		
Taxes and sewer (Note 1 and 6)	304,400	453,444
Long term taxes receivable (Note 1)	305,430	412,157
Due from Provincial government and its agencies (Note 2)	8,823	8,841
Due from Federal government and its agencies (Note 3)	24,922	36,262
Loans receivable and advances	1,241	2,883
Water supply upgrade lending program (Note 4)	342,892	129,852
Other receivables	<u>187,957</u>	<u>185,207</u>
	<u>1,175,665</u>	<u>1,228,646</u>
Other assets		
Land held for resale	41,212	41,212
Properties acquired at tax sale	3,279	3,279
Prepaid expenses	<u>11,764</u>	<u>20,300</u>
	<u>56,255</u>	<u>64,791</u>
	<u>\$ 3,867,615</u>	<u>\$ 3,260,362</u>

On Behalf of the Municipality of the District of Argyle

_____ Warden



_____ CAO


See accompanying notes to the non-consolidated financial statements.

Municipality of the District of Argyle
General Section
Non-Consolidated Operating Fund Balance Sheet

(Unaudited – See Notice to Reader)

March 31	2021	2020
Liabilities		
Payables and accruals		
Trade accounts	\$ 333,623	\$ 318,027
Due to own funds (Note 5)	<u>1,145,216</u>	<u>2,177,451</u>
	<u>1,478,839</u>	<u>2,495,478</u>
Other liabilities		
Municipal tax prepayments	187,107	159,496
Deferred revenue	248,825	279,173
COVID-19 operating loan	1,640,000	-
Tax sale surplus	<u>312,844</u>	<u>326,215</u>
	<u>2,388,776</u>	<u>764,884</u>
Equity		
Accumulated surplus	<u>-</u>	<u>-</u>
	<u>\$ 3,867,615</u>	<u>\$ 3,260,362</u>

On Behalf of the Municipality of the District of Argyle


 _____ Warden


 _____ CAO


See accompanying notes to the non-consolidated financial statements.


Municipality of the District of Argyle
General Section
Non-Consolidated Tangible Capital Assets Fund Balance Sheet

(Unaudited – See Notice to Reader)

March 31	2021	2020
Assets		
Tangible capital assets, at cost (Page 6)	\$ 19,847,108	\$ 17,061,781
Less: Accumulated amortization (Page 6)	<u>(6,486,220)</u>	<u>(6,087,546)</u>
	<u>\$ 13,360,888</u>	<u>\$ 10,974,235</u>
Liabilities		
Federation of Canadian Municipalities – Green Municipal Fund loan bearing interest of 1.75% payable in bi-annual interest payments and annual principal installments of \$127,273, maturing in November 2021	\$ 122,184	\$ 249,456
Equity		
Investment in tangible capital assets (Page 6)	<u>13,238,704</u>	<u>10,724,779</u>
	<u>\$ 13,360,888</u>	<u>\$ 10,974,235</u>

On Behalf of the Municipality of the District of Argyle


 _____ Warden


 _____ CAO

See accompanying notes to the non-consolidated financial statements.

Municipality of the District of Argyle

Non-Consolidated Statement of Tangible Capital Assets

(Unaudited – See Notice to Reader)

			2021	2020
	<u>Cost</u>	<u>Accumulated Amortization</u>	<u>Total</u>	<u>Total</u>
Land	\$ 495,632	\$ -	\$ 495,632	\$ 495,632
Administrative buildings	3,249,577	66,893	3,182,684	744,108
West Pubnico Sewer	8,576,691	3,696,293	4,880,398	5,076,178
East Pubnico Industrial	94,395	-	94,395	-
Tusket Sewer	2,803,137	1,105,418	1,697,719	1,759,065
Tusket Business Park Sewer	751,807	224,020	527,787	546,582
Wedgeport Sewer	969,857	99,284	870,573	894,589
Municipal roads	746,047	358,146	387,901	356,945
Sidewalks and trails	144,978	101,973	43,005	46,915
Track and field	420,750	151,270	269,480	286,310
Tennis court	185,930	74,370	111,560	123,955
Organic compost bins	237,970	237,970	-	-
Wind turbines	335,275	83,820	251,455	268,219
Solar panels	272,839	27,284	245,555	259,197
Trident dewatering	212,359	-	212,359	-
Equipment and machinery	139,958	131,719	8,239	8,926
Vehicles	209,906	127,760	82,146	107,614
	<u>\$ 19,847,108</u>	<u>\$ 6,486,220</u>	<u>\$ 13,360,888</u>	<u>\$10,974,235</u>

Non-Consolidated Statement of Investment in Tangible Capital Assets

(Unaudited – See Notice to Reader)

		2021	2020
Balance, beginning of year		\$10,724,779	\$10,315,265
Transfer from Operating Fund		134,745	127,273
Transfer from Capital Reserve Fund		2,795,630	696,097
Gain on disposal of tangible capital assets		4,750	-
Amortization of tangible capital assets		<u>(421,200)</u>	<u>(413,856)</u>
Balance, end of year		<u>\$13,238,704</u>	<u>\$10,724,779</u>

See accompanying notes to the non-consolidated financial statements.

Municipality of the District of Argyle
General Section
Non-Consolidated Schedules to Statement of Operations

(Unaudited – See Notice to Reader)

Year Ended March 31 2021 2020

	<u>Budget</u>	<u>Actual</u>	<u>Actual</u>
1. Taxes			
Assessable property			
Residential	\$ 4,825,828	\$ 4,826,562	\$ 4,723,002
Commercial			
Commercial property	1,151,190	1,156,638	1,120,495
Seasonal property	12,360	12,364	12,459
Forest property tax (50,000 acres or more)	<u>32</u>	<u>32</u>	<u>121</u>
	<u>5,989,410</u>	<u>5,995,596</u>	<u>5,856,077</u>
Resource			
Taxable assessments	386,252	384,301	391,746
Forest property tax (less than 50,000 acres)	<u>10,775</u>	<u>10,775</u>	<u>10,829</u>
	<u>397,027</u>	<u>395,076</u>	<u>402,575</u>
Other assessable property taxes			
Recreation property tax	13,006	13,006	12,387
Farm property tax	7,183	6,622	7,183
Wind farm payment – Province of Nova Scotia	33,766	33,767	33,432
Conservation payment	<u>2,000</u>	<u>2,398</u>	<u>2,176</u>
	<u>55,955</u>	<u>55,793</u>	<u>55,178</u>
Special tax agreements			
Based on revenue (Bell Aliant)	33,000	35,347	36,310
Wind farm developer tax	<u>188,525</u>	<u>188,525</u>	<u>186,658</u>
	<u>221,525</u>	<u>223,872</u>	<u>222,968</u>
Other rates, charges and assessments			
Environmental services, sewer	222,724	223,287	215,574
East Pubnico industrial water system (Note 7)	36,000	39,031	37,742
Fire area rates, tax	440,787	440,181	396,351
Appropriation to regional fire departments	<u>(440,787)</u>	<u>(439,530)</u>	<u>(396,973)</u>
	<u>258,724</u>	<u>262,969</u>	<u>252,694</u>
Other taxes			
Deed transfer tax	53,000	209,112	153,069
Intermunicipal tax sharing agreement – Yarmouth Airport	<u>28,000</u>	<u>26,871</u>	<u>27,902</u>
	<u>81,000</u>	<u>235,983</u>	<u>180,971</u>
Expenses as a reduction of tax revenue			
Appropriation to regional school board	(1,630,968)	(1,630,968)	(1,598,416)
Transfer to correctional services	(103,722)	(103,722)	(104,833)
Deficit of Regional Housing Authority	<u>(27,000)</u>	<u>(31,356)</u>	<u>(30,846)</u>
	<u>(1,761,690)</u>	<u>(1,766,046)</u>	<u>(1,734,095)</u>
	<u>\$ 5,241,951</u>	<u>\$ 5,403,243</u>	<u>\$ 5,236,368</u>

See accompanying notes to the non-consolidated financial statements.

Municipality of the District of Argyle
General Section
Non-Consolidated Schedules to Statement of Operations

(Unaudited – See Notice to Reader)
Year Ended March 31

	2021		2020
	<u>Budget</u>	<u>Actual</u>	<u>Actual</u>
2. Grants in lieu of taxes			
Federal government	\$ 10,800	\$ 10,956	\$ 10,735
Provincial government	<u>140,149</u>	<u>140,409</u>	<u>140,157</u>
	<u>\$ 150,949</u>	<u>\$ 151,365</u>	<u>\$ 150,892</u>
3. Other revenue from own sources			
Licenses and permits	\$ 7,700	\$ 14,348	\$ 11,132
Municipal fines	2,500	2,615	7,987
Rentals	3,000	3,000	6,000
Return on investments	60,960	99,895	98,530
Penalties and interest on taxes	53,250	55,534	88,621
Wage recovery and user fees	20,000	15,385	55,005
Miscellaneous	23,532	27,751	87,000
(Loss) gain on sale of land	<u>(1,000)</u>	<u>-</u>	<u>2,427</u>
	<u>\$ 169,942</u>	<u>\$ 218,528</u>	<u>\$ 356,702</u>
4. Unconditional transfers from other governments			
Provincial government			
Municipal Grants Act (Equalization)	\$ 154,923	\$ 154,923	\$ 154,923
Power Corporation	16,939	15,525	16,939
Power Corporation (HST rebate)	<u>16,000</u>	<u>17,871</u>	<u>18,313</u>
	<u>\$ 187,862</u>	<u>\$ 188,319</u>	<u>\$ 190,175</u>
5. Conditional transfers from Federal and Provincial governments or agencies			
Community and economic development	\$ 14,685	\$ 31,436	\$ 14,374
EMO 911 grant	2,850	2,835	2,859
Active living, senior safety and other	40,450	61,769	53,420
Safe restart funding	<u>-</u>	<u>120,357</u>	<u>-</u>
	<u>\$ 57,985</u>	<u>\$ 216,397</u>	<u>\$ 70,653</u>
6. Services provided to other governments			
Services provided to other local governments and agencies	<u>\$ 121,002</u>	<u>\$ 127,448</u>	<u>\$ 97,771</u>
7. Sales of services			
Wind power	\$ 48,000	\$ 46,433	\$ 54,982
Solar power	<u>17,500</u>	<u>23,087</u>	<u>-</u>
	<u>\$ 65,500</u>	<u>\$ 69,520</u>	<u>\$ 54,982</u>
Total revenues	<u>\$ 5,995,191</u>	<u>\$ 6,374,820</u>	<u>\$ 6,157,543</u>

See accompanying notes to the non-consolidated financial statements.

Municipality of the District of Argyle
General Section
Non-Consolidated Schedules to Statement of Operations

(Unaudited – See Notice to Reader)
Year Ended March 31

2021

2020

	<u>Budget</u>	<u>Actual</u>	<u>Actual</u>
8. General government services			
Legislative			
Warden			
Remuneration	\$ 35,653	\$ 35,648	\$ 33,943
Expenses	2,300	229	2,230
Council			
Remuneration	177,861	177,866	176,735
Expenses	<u>26,950</u>	<u>27,810</u>	<u>34,616</u>
	<u>242,764</u>	<u>241,553</u>	<u>247,524</u>
General administrative			
Administrative	723,211	712,013	707,578
Bank service charges	17,250	14,814	5,268
Financial audit	<u>23,000</u>	<u>25,099</u>	<u>30,734</u>
	<u>763,461</u>	<u>751,926</u>	<u>743,580</u>
Taxation			
Taxation, administration	108,998	102,298	105,703
Tax rebates or cancellations, by bylaw	159,300	159,001	138,784
Transfers for assessment services	200,047	200,047	198,522
Common services	<u>23,450</u>	<u>23,215</u>	<u>23,568</u>
	<u>491,795</u>	<u>484,561</u>	<u>466,577</u>
Valuation allowance			
Uncollectible taxes	<u>12,500</u>	<u>1,756</u>	<u>13,987</u>
Other general government services			
Conventions and delegations	11,600	6,234	17,910
Municipal elections	38,000	27,802	-
General accident and damage claims and public liability insurance	30,000	31,894	25,291
Grants to other organizations and individuals	<u>247,700</u>	<u>263,044</u>	<u>215,330</u>
	<u>327,300</u>	<u>328,974</u>	<u>258,531</u>
	<u>\$ 1,837,820</u>	<u>\$ 1,808,770</u>	<u>\$ 1,730,199</u>

See accompanying notes to the non-consolidated financial statements.

Municipality of the District of Argyle
General Section
Non-Consolidated Schedules to Statement of Operations

(Unaudited – See Notice to Reader)
Year Ended March 31

	2021		2020
	<u>Budget</u>	<u>Actual</u>	<u>Actual</u>
9. Protective services			
Police protection	\$ 923,613	\$ 921,008	\$ 898,162
Fire protection			
Operating grant	271,924	271,925	269,232
Training and gear	114,550	89,557	101,821
Administrative and insurance costs	<u>29,585</u>	<u>36,818</u>	<u>35,932</u>
	<u>416,059</u>	<u>398,300</u>	<u>406,985</u>
Other protective services			
Protective and property inspection	204,215	195,833	341,576
Animal, pest and other control	29,695	29,624	29,669
Facilities and water	203,585	203,007	-
Emergency measures and civic signage	<u>79,500</u>	<u>90,469</u>	<u>27,420</u>
	<u>516,995</u>	<u>518,933</u>	<u>398,665</u>
	<u>\$ 1,856,667</u>	<u>\$ 1,838,241</u>	<u>\$ 1,703,812</u>
10. Transportation services			
Roads and streets	\$ 48,868	\$ 48,868	\$ 47,816
Airport operations	<u>197,850</u>	<u>198,650</u>	<u>198,650</u>
	<u>\$ 246,718</u>	<u>\$ 247,518</u>	<u>\$ 246,466</u>
11. Environmental health services			
Sewage collection and disposal	\$ 254,934	\$ 212,945	\$ 240,431
East Pubnico industrial water system (Note 7)	48,375	27,070	78,860
Garbage and waste collection contract	401,800	398,377	378,786
Garbage and waste disposal and diversion	351,500	301,319	313,912
Other	<u>27,000</u>	<u>30,392</u>	<u>28,548</u>
	<u>\$ 1,083,609</u>	<u>\$ 970,103</u>	<u>\$ 1,040,537</u>
12. Public health services			
Medical Centre deficit funding and physician recruitment	\$ 92,500	\$ 73,893	\$ 84,156

See accompanying notes to the non-consolidated financial statements.

Municipality of the District of Argyle
General Section
Non-Consolidated Schedules to Statement of Operations

(Unaudited – See Notice to Reader)
Year Ended March 31

	2021		2020
	<u>Budget</u>	<u>Actual</u>	<u>Actual</u>
13. Environmental development services			
Environmental planning and zoning	\$ 82,500	\$ 79,837	\$ 117,553
Community development			
Regional Enterprise Network and Industrial Commission	48,752	55,977	49,092
Other environmental services			
Tourism and aquaculture development	86,750	81,116	82,282
Community development office	65,500	60,441	56,539
Senior safety coordinator	56,802	56,399	56,332
Solar panels	2,500	1,000	3,030
Other	4,300	512	(11,883)
	<u>\$ 347,104</u>	<u>\$ 335,282</u>	<u>\$ 352,945</u>
14. Recreation and cultural services			
Administration	\$ 205,620	\$ 180,449	\$ 334,088
Cultural buildings and facilities:			
Historic sites	150,190	127,839	140,225
Mariners Centre	118,000	142,137	84,071
Pubnico Library	20,200	17,082	19,841
Regional Library	54,013	54,013	54,013
	<u>\$ 548,023</u>	<u>\$ 521,520</u>	<u>\$ 632,238</u>
Total expenses before transfers	<u>\$ 6,012,441</u>	<u>\$ 5,795,327</u>	<u>\$ 5,790,353</u>
15. Transfers to (from) own reserves, funds and agencies			
Tangible Capital Assets Fund	\$ 127,272	\$ 134,745	\$ 127,273
Operating Reserve Fund	(152,250)	-	-
Capital Reserve Fund	135,000	310,000	250,000
Capital Reserve Fund – loan principal repayment	(127,272)	(127,272)	(127,273)
	<u>\$ (17,250)</u>	<u>\$ 317,473</u>	<u>\$ 250,000</u>
Total expenses	<u>\$ 5,995,191</u>	<u>\$ 6,112,800</u>	<u>\$ 6,040,353</u>

See accompanying notes to the non-consolidated financial statements.

Municipality of the District of Argyle
Non-Consolidated Capital Reserve Fund Balance Sheet

(Unaudited – See Notice to Reader)

March 31	2021	2020
Assets		
Cash and cash equivalents	\$ 3,220,599	\$ 4,656,323
Due from Operating Fund (Note 5)	349,473	264,167
HST rebate receivable	79,546	-
Due from Province of Nova Scotia	54,357	-
Accounts receivable – Wedgeport Sewer	<u>9,220</u>	<u>9,221</u>
	<u>\$ 3,713,195</u>	<u>\$ 4,929,711</u>
Liabilities		
Payables and accruals	\$ 368,955	\$ 2,620
Short-term loan – Operating Reserve	800,000	-
Deferred revenues – gas tax	<u>1,239,538</u>	<u>1,434,329</u>
	<u>2,408,493</u>	<u>1,436,949</u>
Equity		
Capital reserve (Page 13)	<u>1,304,702</u>	<u>3,492,762</u>
	<u>\$ 3,713,195</u>	<u>\$ 4,929,711</u>

See accompanying notes to the non-consolidated financial statements.

Municipality of the District of Argyle
Non-Consolidated Operating Reserve Fund Balance Sheet

(Unaudited – See Notice to Reader)

March 31	2021	2020
Assets		
Cash and cash equivalents	\$ 2,192,933	\$ 1,444,914
Due from Operating Fund (Note 5)	795,743	1,913,284
Short-term loan – Capital Reserve	800,000	-
Due from Municipality of the District of Yarmouth	-	3,912
	<u>\$ 3,788,676</u>	<u>\$ 3,362,110</u>


Liabilities		
Deferred revenue	\$ 120,439	\$ -
Equity		
Operating reserve	<u>3,668,237</u>	<u>3,362,110</u>
	<u>\$ 3,788,676</u>	<u>\$ 3,362,110</u>


Non-Consolidated Statement of Operating Reserve Fund

(Unaudited – See Notice to Reader)

March 31	2021	2020
Balance, beginning of year	\$ 3,362,110	\$ 3,212,530
Revenues		
Interest earned	44,107	32,390
Transfer of accumulated surplus from Operating Fund	<u>262,020</u>	<u>117,190</u>
	<u>306,127</u>	<u>149,580</u>
Balance, end of year	<u>\$ 3,668,237</u>	<u>\$ 3,362,110</u>

On Behalf of the Municipality of the District of Argyle


 _____ Warden


 _____ CAO

See accompanying notes to the non-consolidated financial statements.

Municipality of the District of Argyle

Notes to Non-Consolidated Financial Statements

(Unaudited – See Notice to Reader)
March 31, 2021

1. Taxes receivable and long term taxes receivable	2021			2020	
	Current	Prior	Total	Total	
Taxes receivable, beginning of year	\$ -	\$ 453,444	\$ 453,444	\$ 327,753	
Assessable property taxes					
Residential	4,826,562	-	4,826,562	4,723,002	
Commercial	1,169,034	-	1,169,034	1,133,075	
Resource	395,076	-	395,076	402,575	
Other – recreation property tax	13,006	-	13,006	12,387	
Wind farm taxes from developers	188,525	-	188,525	186,658	
Area rates, uniform charges and special assessments	39,031	-	39,031	37,742	
Sewer rates and charges	223,287	-	223,287	215,574	
Taxes and rates collected for other governments and agencies	440,181	-	440,181	396,351	
	<u>7,294,702</u>	<u>453,444</u>	<u>7,748,146</u>	<u>7,435,117</u>	
Collections	6,983,627	305,097	7,288,724	6,845,756	
Write-offs	-	1,756	1,756	13,987	
Reduced taxes	159,001	-	159,001	138,784	
	<u>7,142,628</u>	<u>306,853</u>	<u>7,449,481</u>	<u>6,998,527</u>	
	152,074	146,591	298,665	436,590	
Interest on taxes	12,719	1,317	14,036	31,200	
Less valuation allowance (Note 6)	(6,028)	(2,273)	(8,301)	(14,346)	
Taxes receivable, end of year	<u>\$ 158,765</u>	<u>\$ 145,635</u>	<u>\$ 304,400</u>	<u>\$ 453,444</u>	

Long term taxes receivable – Tusket sewer

Upon completion of the Tusket sewer capital project, residents in the Tusket Wastewater District were assessed a capital fee for a portion of the project cost. These residents were given the option to pay immediately or over a 20 year period. As at March 31, 2021, the principal balance owed from the Tusket residents is \$89,331 (2020 - \$107,296). Interest is recorded as revenue in the year that it is received, and not included in the Special assessment – Tusket sewer receivable. This receivable is recorded in the Operating Fund.

Long term taxes receivable – West Pubnico sewer

Upon completion of the West Pubnico sewer capital project, residents in the West Pubnico Wastewater District were assessed a capital fee for a portion of the project cost. These residents were given the option to pay immediately or over a 10 year period. As at March 31, 2021, the principal balance owed from the West Pubnico residents is \$143,350 (2020 - \$219,088). Interest is included as revenue in the year that it is received, and not included in the special assessment receivable.

Long term taxes receivable – Wedgeport sewer

Upon completion of the Wedgeport sewer capital project, residents in the Wedgeport Wastewater District were assessed a capital fee for a portion of the project cost. These residents were given the option to pay immediately or over a 10 year period. As at March 31, 2021, the principal balance owed from the Wedgeport residents is \$72,749 (2020 - \$85,773). Interest is included as revenue in the year that it is received, and not included in the special assessment receivable.

Total long term taxes receivable for Tusket, West Pubnico and Wedgeport is \$305,430 (2020 - \$412,157).

Municipality of the District of Argyle

Notes to Non-Consolidated Financial Statements

(Unaudited – See Notice to Reader)
March 31, 2021

2. Due from Provincial government and its agencies	<u>2021</u>	<u>2020</u>
Aliant Telecom	\$ <u>8,823</u>	\$ <u>8,841</u>

3. Due from Federal government and its agencies	<u>2021</u>	<u>2020</u>
HST receivable	\$ <u>24,922</u>	\$ <u>36,262</u>

4. Water supply upgrade lending program

On January 16, 2017, Council adopted a bylaw which allowed for lending to qualified residents to dig or drill a new well on their property. This bylaw is enabled under legislation through the Municipal Government Act. All loans are considered first liens on the residential property, identical to municipal taxes. The loans are repayable monthly over a period of 10 years, and each individual loan is capped at \$15,000.

5. Due to own funds	<u>2021</u>	<u>2020</u>
Capital Reserve Fund	\$ 349,473	\$ 264,167
Operating Reserve Fund	<u>795,743</u>	<u>1,913,284</u>
	<u>\$ 1,145,216</u>	<u>\$ 2,177,451</u>

6. Valuation allowance - uncollectible taxes	<u>2021</u>	<u>2020</u>
Balance, beginning of year	\$ 14,346	\$ 11,985
Add		
Provision for the year	<u>1,756</u>	<u>13,987</u>
	16,102	25,972
Deduct		
Taxes and interest written off	<u>7,801</u>	<u>11,626</u>
Balance, end of year – see Note 1	<u>\$ 8,301</u>	<u>\$ 14,346</u>

7. East Pubnico industrial water system	<u>2021</u>	<u>2020</u>
Revenues	\$ 39,031	\$ 37,742
Expenses	<u>27,070</u>	<u>78,860</u>
Annual surplus (deficit)	11,961	(41,118)
Accumulated surplus, beginning of year	<u>46,449</u>	<u>87,567</u>
Accumulated surplus, end of year	<u>\$ 58,410</u>	<u>\$ 46,449</u>

Municipality of the District of Argyle
Tusket Sewer
Non-Consolidated Statement of Operations

(Unaudited – See Notice to Reader)

Year Ended March 31	2021		2020
	<u>Budget</u>	<u>Actual</u>	<u>Actual</u>
Revenues			
Levy	\$ 37,713	\$ 37,984	\$ 36,341
Hookup fee	2,000	-	1,000
Interest revenue	800	775	1,375
	<u>40,513</u>	<u>38,759</u>	<u>38,716</u>
Expenses			
Administration			
Administration, contract	3,000	3,000	3,000
Professional fees	200	200	200
	<u>3,200</u>	<u>3,200</u>	<u>3,200</u>
Operating			
Chlorine/Lab testing	2,300	3,929	2,642
Communications	1,500	2,323	681
General repairs - sewer	10,000	5,080	7,467
Liability insurance	1,060	1,061	974
Other	150	165	14
Power	8,800	6,923	8,628
Repairs and maintenance - grounds	200	-	-
Repairs and maintenance - plant	5,000	5,369	1,297
Septic tank services	6,763	3,129	5,053
	<u>35,773</u>	<u>27,979</u>	<u>26,756</u>
Total expenses	<u>38,973</u>	<u>31,179</u>	<u>29,956</u>
Annual surplus	\$ 1,540	7,580	8,760
Accumulated surplus, at beginning of year		<u>47,045</u>	<u>38,285</u>
Accumulated surplus, at end of year		<u>\$ 54,625</u>	<u>\$ 47,045</u>

Note:

The above information is included in the general operating fund as it relates to the operation of the sewer system and is provided here for additional information.

Municipality of the District of Argyle
West Pubnico Sewer
Non-Consolidated Statement of Operations

(Unaudited – See Notice to Reader)

Year Ended March 31

2021

2020

	<u>Budget</u>	<u>Actual</u>	<u>Actual</u>
Revenues			
Levy	\$ 178,291	\$ 178,583	\$ 171,883
Hook-up charges	1,000	3,844	4,500
Sale of services	11,000	11,000	11,000
Insurance proceeds	-	-	26,417
Interest on collections	1,000	1,218	2,026
Interest on capital levy	12,467	11,479	15,353
Interest on investments	<u>2,000</u>	<u>1,756</u>	<u>3,126</u>
	<u>205,758</u>	<u>207,880</u>	<u>234,305</u>
Expenses			
Administration			
Professional fees	<u>2,000</u>	<u>2,000</u>	<u>2,000</u>
Operating			
Capital repairs and loan	25,000	26,279	14,907
Geotube solution	3,600	3,634	3,680
General maintenance and repairs	18,250	28,514	44,589
Interest	3,800	3,720	5,858
Lab testing	2,500	3,298	2,236
Liability insurance	4,850	4,846	4,429
Office supplies	750	230	225
Other	1,500	2,006	1,332
Power	37,000	32,184	38,311
Professional development	1,500	146	544
Salaries and benefits	57,700	57,668	54,561
Scada system	2,850	3,042	2,984
Septic tank services	1,500	-	1,464
Sludge removal	12,000	7,721	18,778
Travel	6,500	1,222	5,371
Truck lease	3,000	-	3,000
Vehicle insurance	<u>3,650</u>	<u>1,938</u>	<u>3,994</u>
	<u>185,950</u>	<u>176,448</u>	<u>206,263</u>
Total expenses	<u>187,950</u>	<u>178,448</u>	<u>208,263</u>
Annual surplus	<u>\$ 17,808</u>	29,432	26,042
Accumulated surplus, at beginning of year		<u>225,775</u>	<u>199,733</u>
Accumulated surplus, at end of year		<u>\$ 255,207</u>	<u>\$ 225,775</u>

Note:

The above information is included in the general operating fund as it relates to the operation of the sewer system and is provided here for additional information.